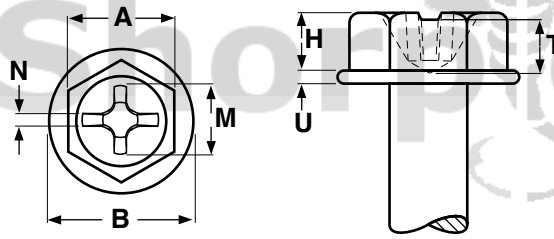


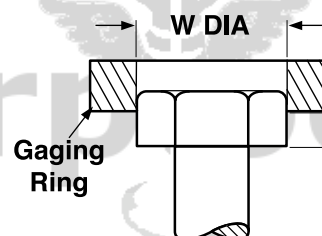
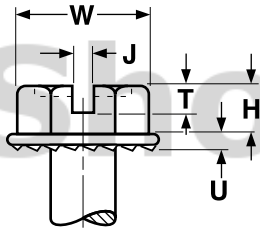
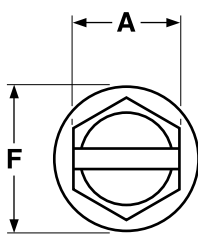
# Hex Washer Phillips & Slotted w/Serrations

# Head Dimensions

# Machine Screws



PHILLIPS HEX WASHER HEADS FOR MACHINE SCREWS															ASME B18.6.3 2002	
Nominal Size	A		H		B		U		M	T	N	Protrusion Beyond Gaging Ring	Recess Penetration Gaging Depth		Phillips Driver Size	
	Width Across Flats		Head Height		Washer Diameter		Washer Thickness		Recess Diameter	Recess Depth	Recess Width		Max	Min		
	Max	Min	Max	Min	Max	Min	Max	Min	Max	Min	Min					
4	.188	.181	.060	.049	.243	.225	.019	.011	.097	.065	.017	.029	.067	.049	1	
6	.250	.244	.093	.080	.328	.302	.025	.015	.148	.088	.026	.048	.089	.064	2	
8	.250	.244	.110	.096	.348	.322	.031	.019	.168	.114	.029	.058	.115	.090	2	
10	.312	.305	.120	.105	.414	.384	.031	.019	.178	.126	.029	.063	.127	.102	2	
12	.312	.305	.155	.139	.432	.398	.039	.022	.247	.157	.033	.083	.152	.127	3	
1/4	.375	.367	.190	.172	.520	.480	.050	.030	.277	.191	.034	.103	.186	.161	3	



SLOTTED HEX WASHER HEADS WITH SERRATIONS FOR MACHINE SCREWS														
Nominal Size	A		W	H		F		U		J		T		P
	Width Across Flats		Width Across Corners	Head Height		Washer Diameter		Washer Thickness		Slot Width		Slot Depth		Protrusion Beyond Gaging Ring
	Max	Min	Min	Max	Min	Max	Min	Max	Min	Max	Min	Max	Min	Min
4	.188	.181	.202	.060	.049	.243	.225	.019	.011	.039	.031	.042	.025	.029
6	.250	.244	.272	.093	.080	.328	.302	.025	.015	.048	.039	.053	.033	.048
8	.250	.244	.272	.110	.096	.348	.322	.031	.019	.054	.045	.074	.052	.058
10	.312	.305	.340	.120	.105	.414	.384	.031	.019	.060	.050	.080	.057	.063
1/4	.375	.367	.409	.190	.172	.520	.480	.050	.030	.075	.064	.111	.083	.103