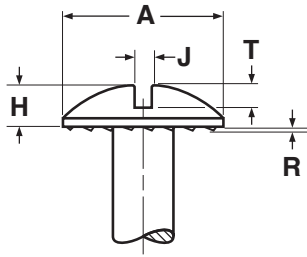
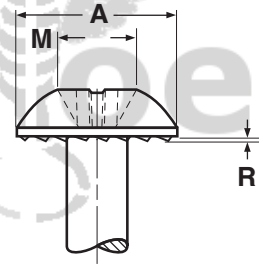
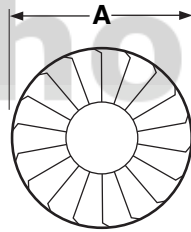


HEAD DIMENSIONS **Serrated Truss
Oval Six-Lobe**

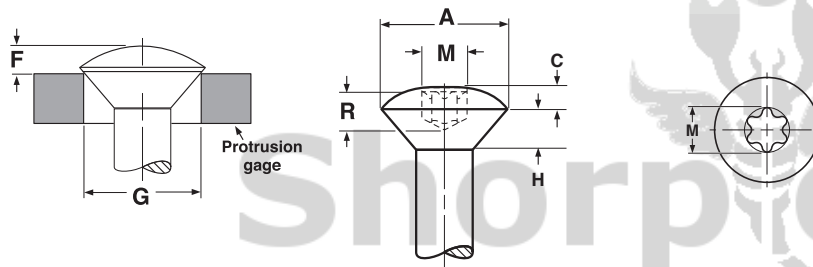


Slotted



Phillips

SERRATED TRUSS HEADS FOR MACHINE SCREWS												
Nominal Size	A		H		J		T		M	R		Phillips Driver Size
	Head Diameter		Height of Head		Width of Slot		Depth of Slot		Phillips Recess Diameter	Locking Serration Depth		
	Max	Min	Max	Min	Max	Min	Max	Min	Ref	Max	Min	
1/4	.573	.546	.150	.133	.075	.064	.087	.070	.256	.015	.010	3
5/16	.698	.666	.183	.162	.084	.072	.106	.085	.345	.015	.010	4
3/8	.823	.787	.215	.191	.094	.081	.124	.100	.376	.020	.010	4



SIX-LOBE OVAL HEADS											ASME B18.6.3- 2013
Nominal Size	D		H	C	M	R		F		G	Driver Size
	Head Dimensions				Recess Dimensions			Protrusion Above Gaging Diameter		Gaging Diameter	
	Head Diameter		Head Side Height	Head Crown Height	Recess Diameter	Recess Penetration Gauge Depth		Max	Min		
	Max	Min	Ref	Ref	Ref	Max	Min	Max	Min		
6	0.262	0.238	0.083	0.045	0.132	0.055	0.045	0.080	0.057	0.220	T15
8	0.312	0.285	0.100	0.052	0.155	0.071	0.055	0.091	0.066	0.267	T20
10	0.362	0.333	0.116	0.060	0.178	0.090	0.070	0.102	0.075	0.313	T25
1/4	0.477	0.442	0.153	0.079	0.221	0.105	0.085	0.129	0.095	0.424	T30