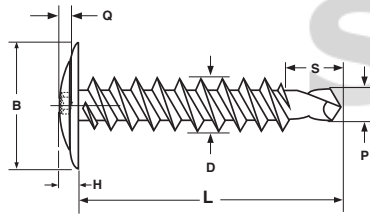
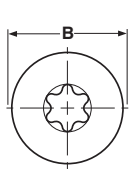
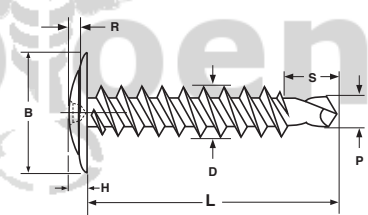
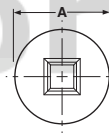


SELF- TAPPING SCREWS

SELF-DRILLING Modified Truss Six-Lobe & Square Recess



Six-Lobe Recess



Square Recess

MODIFIED TRUSS HEAD SELF DRILLING SCREWS—SIX-LOBE & SQUARE RECESS																	
Nominal Size & Number of Threads per inch	B		H		D1		D2		Q		Six-Lobe Driver Size	R		Square Driver Size	S		Point Size
	Overall Head Diameter		Total Head Height		Minor Diameter		Major Diameter		Six-Lobe Recess Penetration			Square Recess Penetration			Point Length		
	Max	Min	Max	Min	Max	Min	Max	Min	Max	Min		Max	Min		Max	Min	
6-20	.401	.385	.099	.070	.104	.098	.139	.131		.045	T-10		.030	#1	.158	.117	#2
8-18	.446	.426	.098	.082	.122	.116	.166	.160	.052	.040	T-15	.063	.047	#2	.197	.149	#2
10-16	.441	.425	.098	.079	.141	.135	.189	.183	.065	.050	T-20	.063	.047	#2	.228	.118	#2
10-16	.441	.425	.098	.079	.141	.135	.189	.183	.065	.050	T-20	.063	.047	#2	.307	.256	#3
12-14	.464	.440	.124	.101	.164	.156	.215	.208	.071	.055	T-25	.063	.047	#2	.315	.275	#3
1/4-14	.583	.551	.134	.118	.192	.185	.246	.239	.080	.064	T-27	.095	.078	#3	.374	.334	#3

Tolerance on Length	Nominal Screw Size	Nominal Screw Length		
		Thru 1 in.	Over 1" to 2" incl.	Over 2 in.
	#5 thru #10	+0, -.03"	+0, -.047	+0, -.06
		Thru 3/4"	Over 3/4" to 1.5" incl.	Over 1.5"
#12 and 1/4"	+0, -.03"	+0, -.05"	+0, -.06"	

NOTE: There is no single standard for Modified Truss self-drilling screws. These values are offered as a guide; deviations from these specifications may occur.

Description	A steel fastener with an extra wide head, twinfast thread and self drilling point. The head is an integrally formed round washer with a low rounded top that is approximately 75% the diameter of the washer. The recess may be six-lobed or square.
Applications/ Advantages	Common usage is to attach wire or metal lathe to metal studs of a thickness between 12 - 20 gauge. The head design offers low clearance and an extra large bearing surface.
Material	AISI 1016 - 1022 or equivalent steel.
Heat Treatment	Screws shall be quenched in liquid and then tempered by reheating to 625°F minimum.
Surface Hardness	Rockwell C 52 - 58
Case Depth	#6 diameter: .002 - .007 #8 thru #12 diameters: .004 - .009 1/4" diameter: .005 - .011
Core Hardness (after tempering)	Rockwell C 32 - 40
Plating	Screws are commonly available in zinc or black phosphate coatings. See Appendix-A for details.